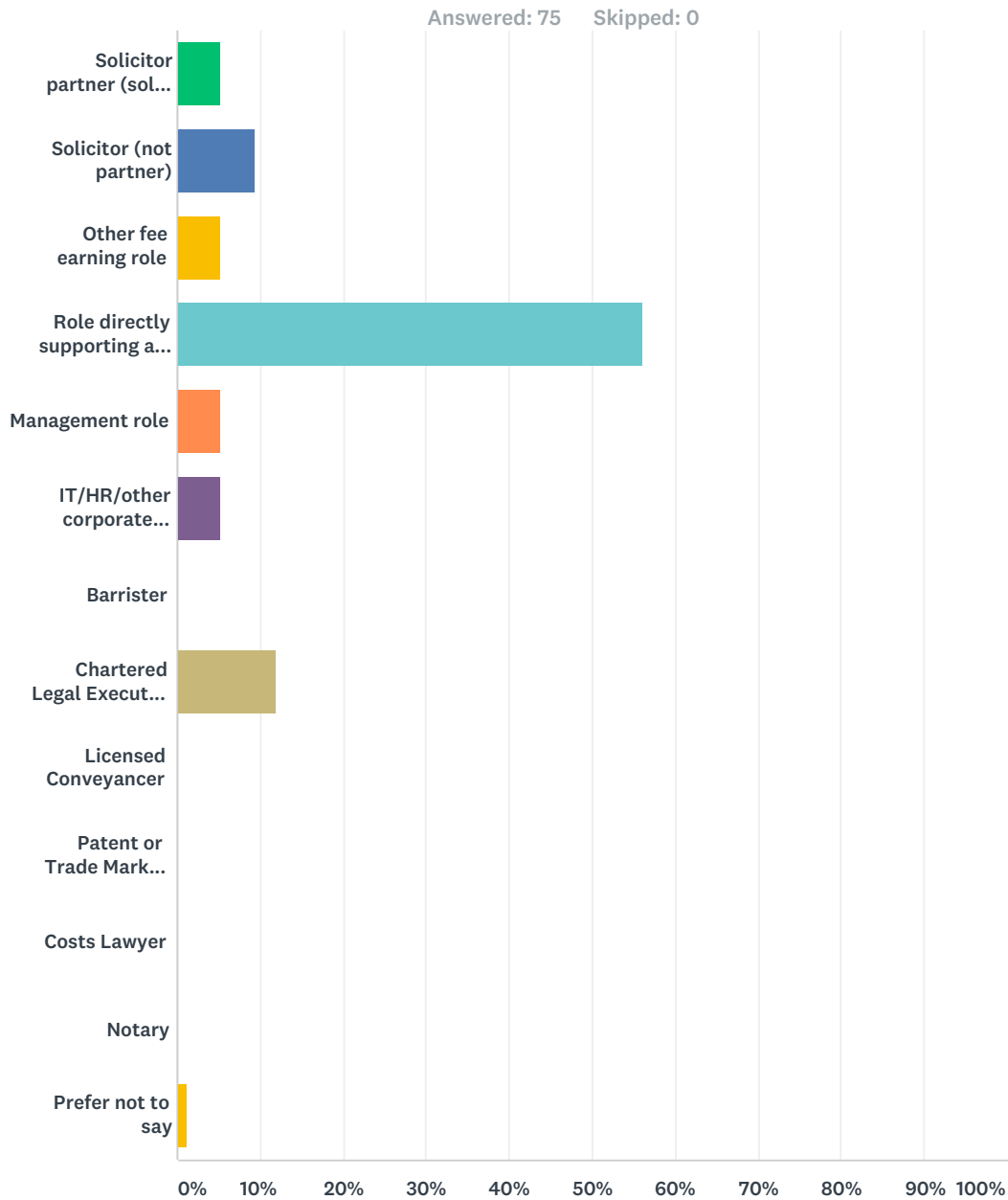


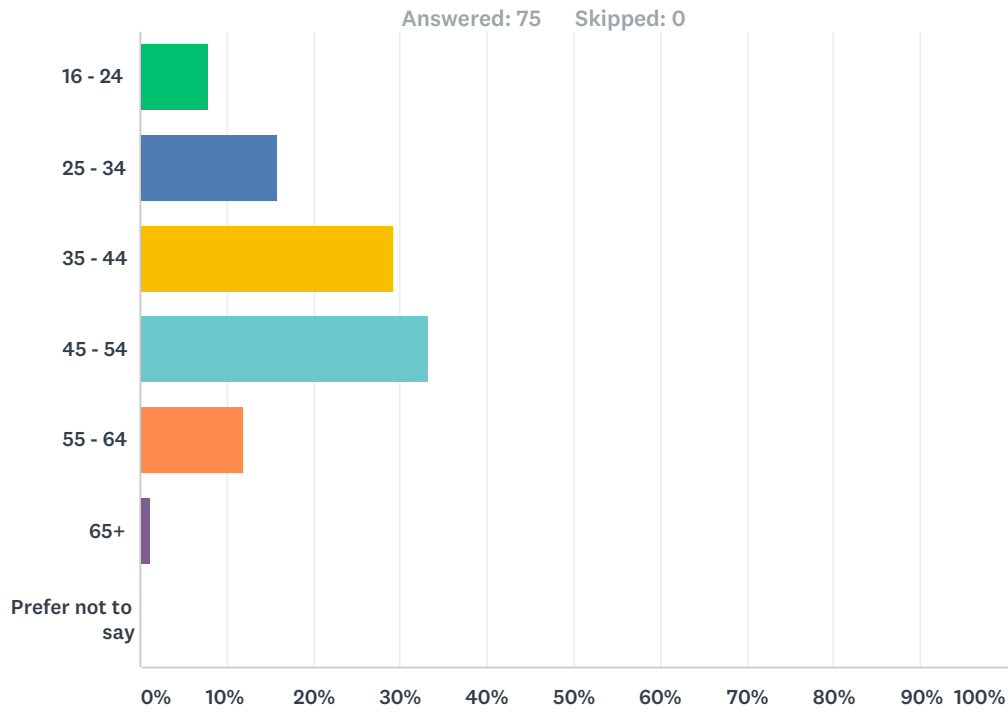
Q1 Select one category which best describes your role in the firm



Answer Choices	Responses
Solicitor partner (sole practitioner, member or director)	5.33% 4
Solicitor (not partner)	9.33% 7
Other fee earning role	5.33% 4
Role directly supporting a fee earner (Secretary, Receptionist etc.)	56.00% 42
Management role	5.33% 4
IT/HR/other corporate services role	5.33% 4
Barrister	0.00% 0
Chartered Legal Executive (Fellow)/CILEX Practitioner	12.00% 9

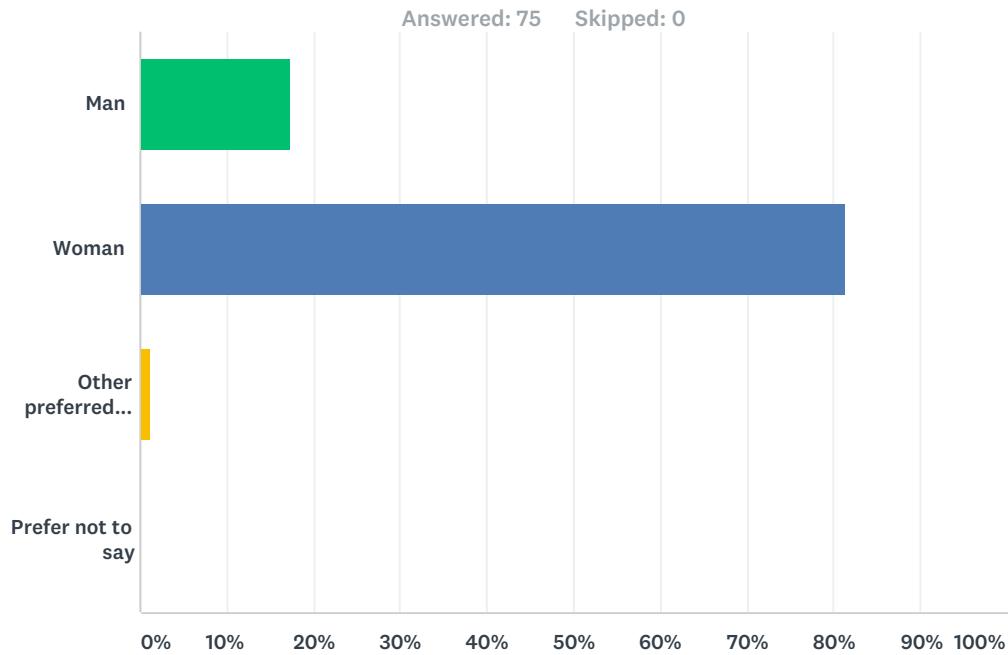
Licensed Conveyancer	0.00%	0
Patent or Trade Mark Attorney	0.00%	0
Costs Lawyer	0.00%	0
Notary	0.00%	0
Prefer not to say	1.33%	1
Total		75

Q2 Which age category are you in?



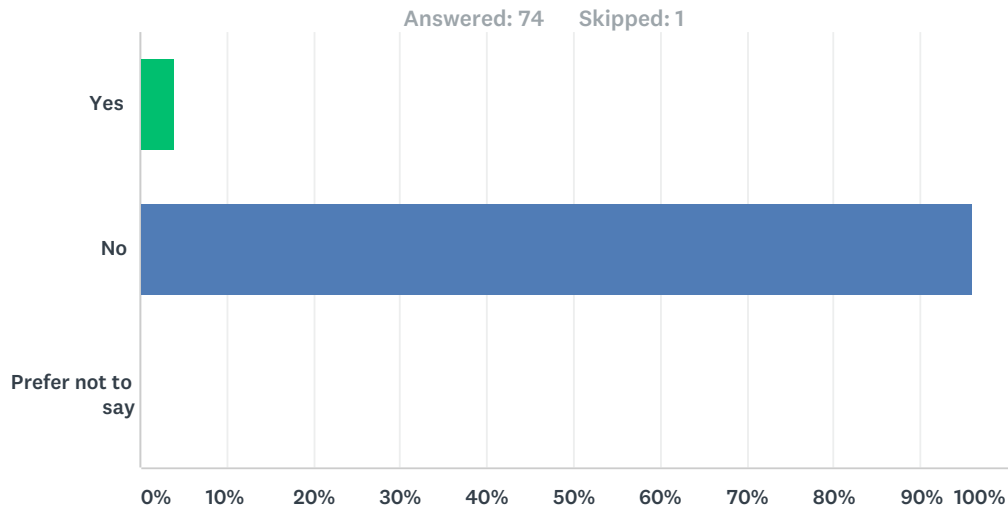
Answer Choices	Responses	Count
16 - 24	8.00%	6
25 - 34	16.00%	12
35 - 44	29.33%	22
45 - 54	33.33%	25
55 - 64	12.00%	9
65+	1.33%	1
Prefer not to say	0.00%	0
Total		75

Q3 Which gender do you identify with?



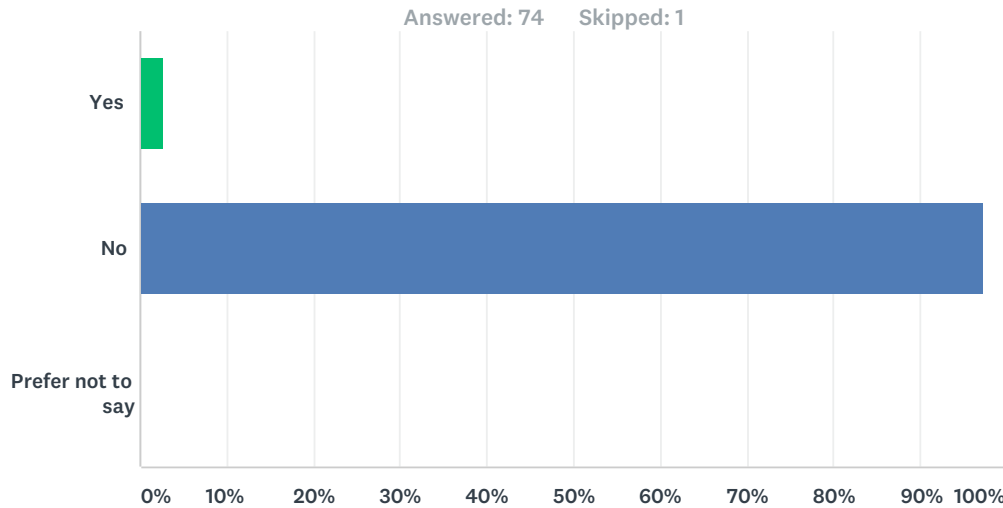
Answer Choices	Responses	
Man	17.33%	13
Woman	81.33%	61
Other preferred description	1.33%	1
Prefer not to say	0.00%	0
Total		75

Q4 Do you consider your own gender identity to be different from that associated with your sex as registered at birth?



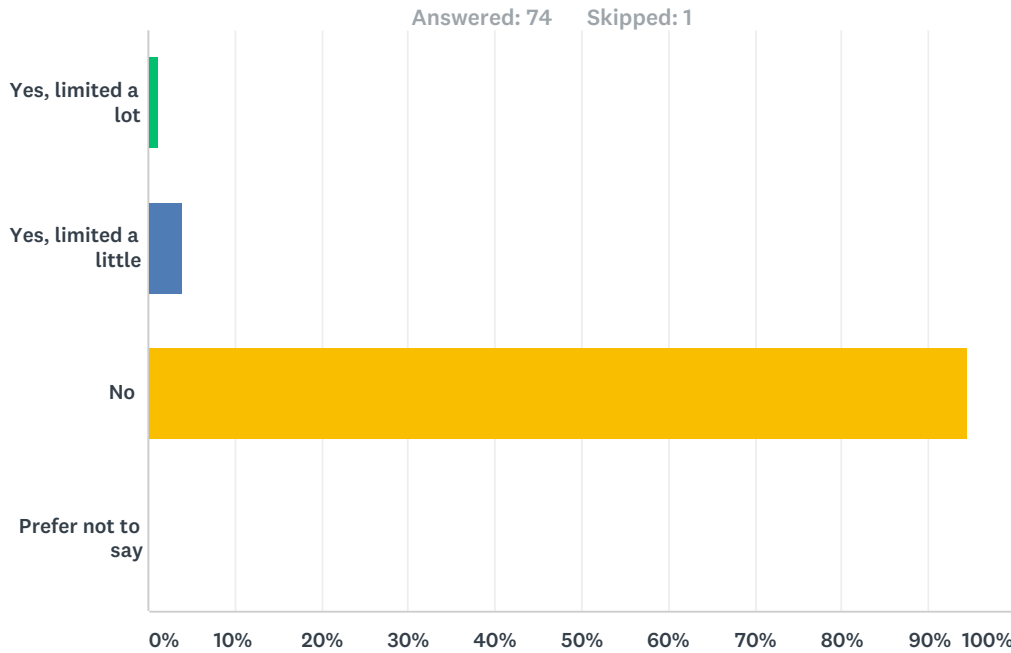
Answer Choices	Responses
Yes	4.05% 3
No	95.95% 71
Prefer not to say	0.00% 0
Total	74

Q5 The Equality Act defines a disabled person as someone who has a mental or physical impairment that has a substantial and long-term adverse effect on the person’s ability to carry out normal day-to-day activities. If you have a condition which fits the Equality Act definition, please tick 'Yes' even if you are not limited by your condition.



Answer Choices	Responses
Yes	2.70% 2
No	97.30% 72
Prefer not to say	0.00% 0
Total	74

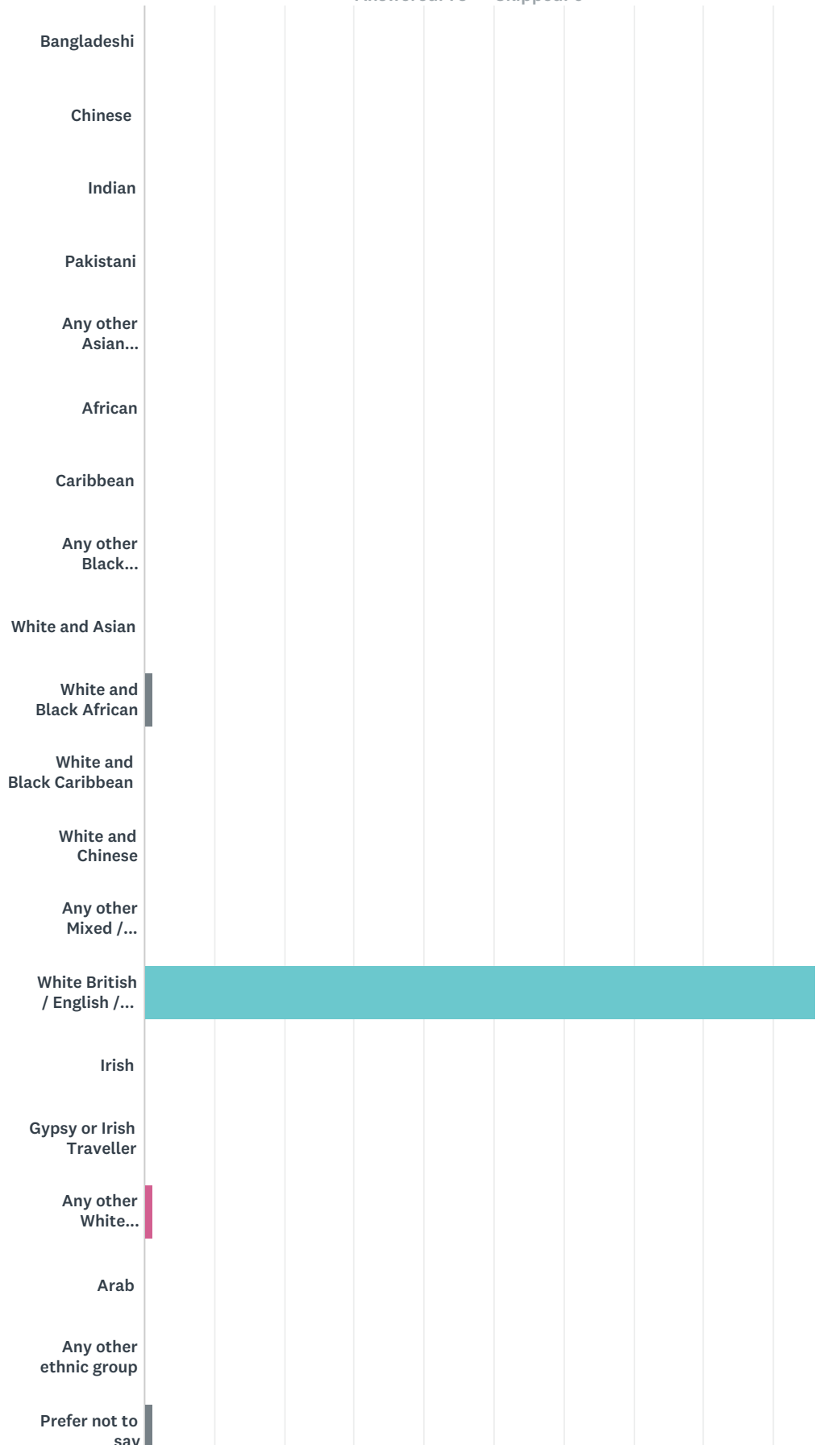
Q6 Are your day-to-day activities limited because of a health problem or disability which has lasted, or is expected to last, at least 12 months?

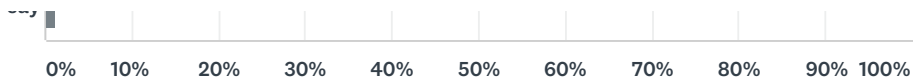


Answer Choices	Responses	
Yes, limited a lot	1.35%	1
Yes, limited a little	4.05%	3
No	94.59%	70
Prefer not to say	0.00%	0
Total		74

Q7 What is your ethnic group?

Answered: 75 Skipped: 0

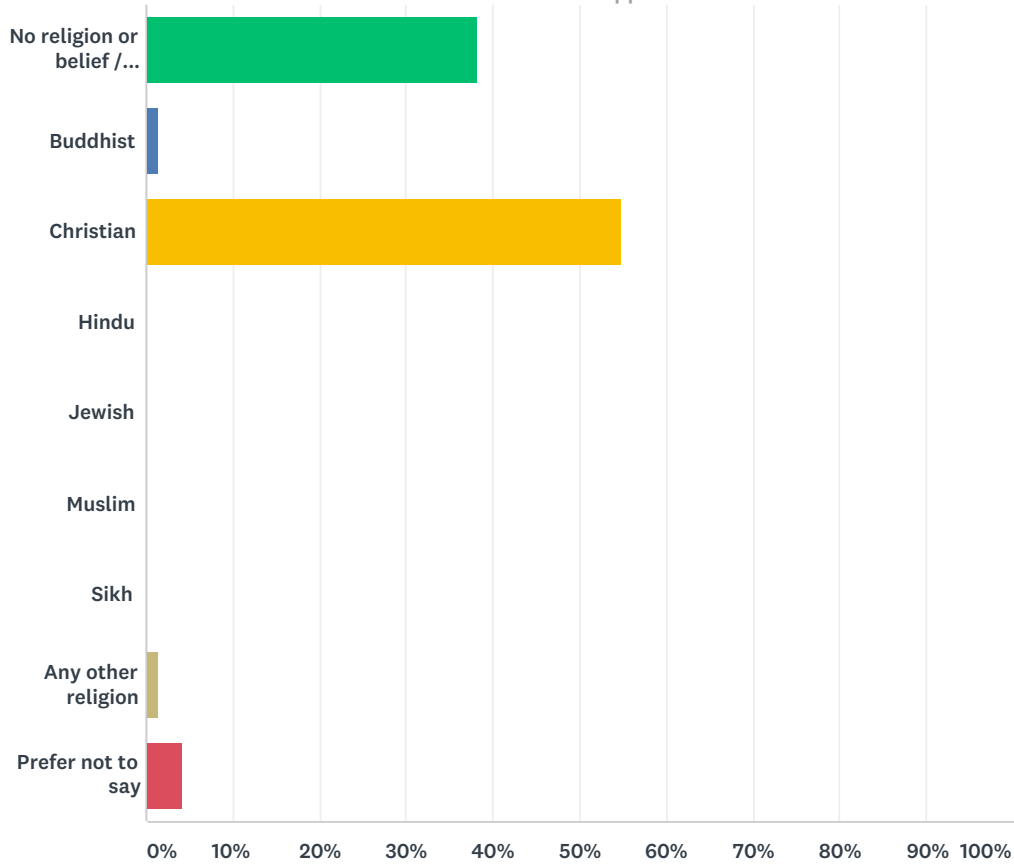




Answer Choices	Responses
Bangladeshi	0.00% 0
Chinese	0.00% 0
Indian	0.00% 0
Pakistani	0.00% 0
Any other Asian background	0.00% 0
African	0.00% 0
Caribbean	0.00% 0
Any other Black background	0.00% 0
White and Asian	0.00% 0
White and Black African	1.33% 1
White and Black Caribbean	0.00% 0
White and Chinese	0.00% 0
Any other Mixed / multiple ethnic background	0.00% 0
White British / English / Welsh /Northern Irish / Scottish	96.00% 72
Irish	0.00% 0
Gypsy or Irish Traveller	0.00% 0
Any other White background	1.33% 1
Arab	0.00% 0
Any other ethnic group	0.00% 0
Prefer not to say	1.33% 1
Total	75

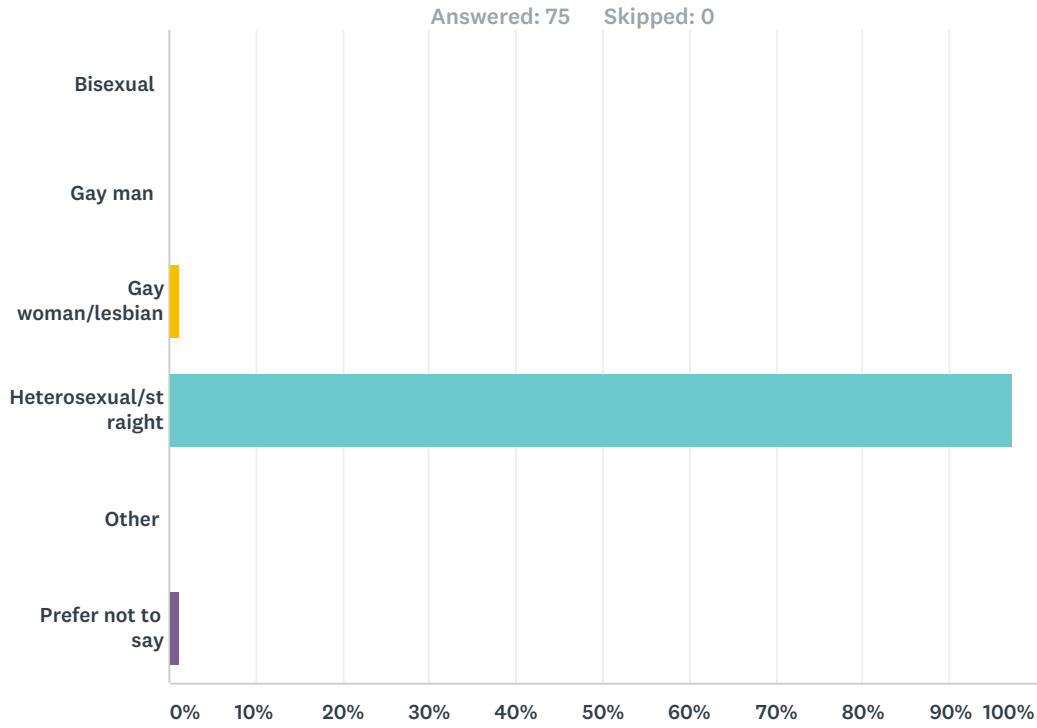
Q8 What is your religion or belief?

Answered: 73 Skipped: 2



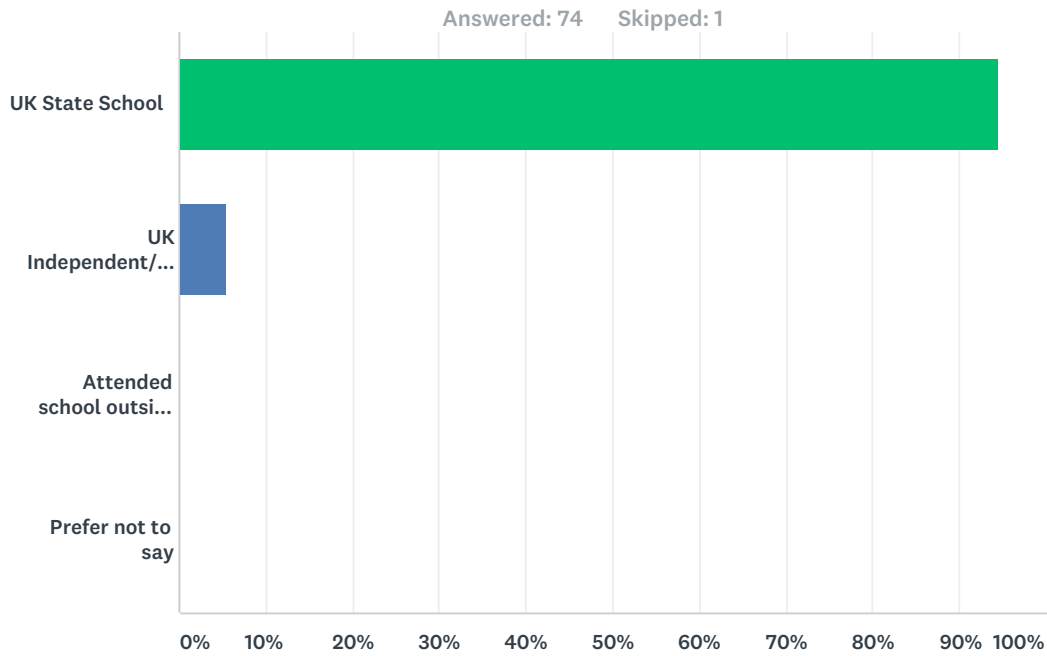
Answer Choices	Responses	
No religion or belief / Atheist	38.36%	28
Buddhist	1.37%	1
Christian	54.79%	40
Hindu	0.00%	0
Jewish	0.00%	0
Muslim	0.00%	0
Sikh	0.00%	0
Any other religion	1.37%	1
Prefer not to say	4.11%	3
Total		73

Q9 What is your sexual orientation?



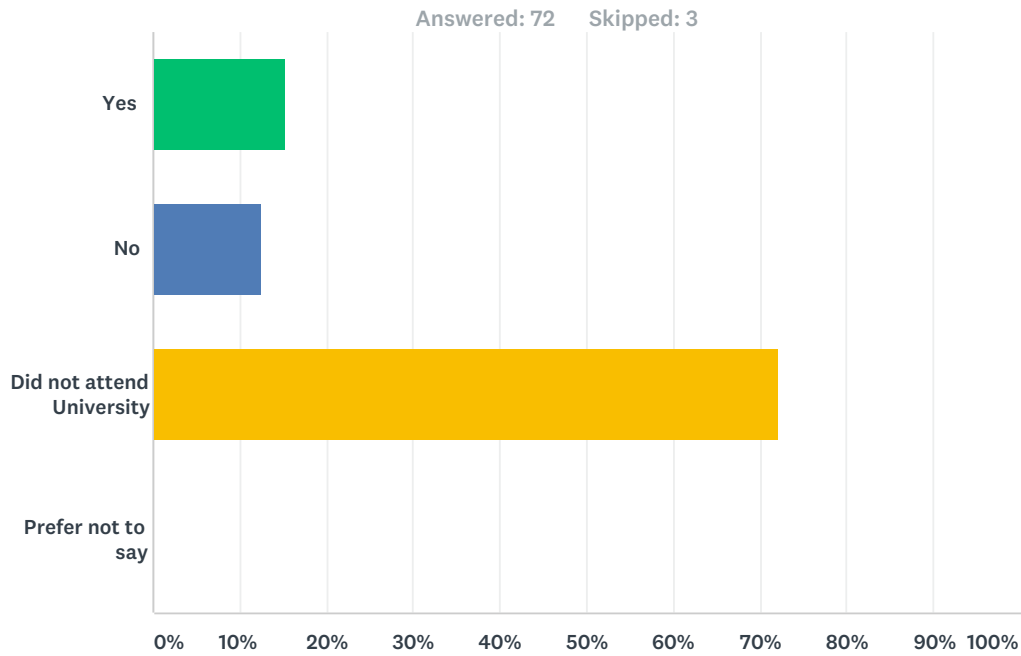
Answer Choices	Responses
Bisexual	0.00% 0
Gay man	0.00% 0
Gay woman/lesbian	1.33% 1
Heterosexual/straight	97.33% 73
Other	0.00% 0
Prefer not to say	1.33% 1
Total	75

Q10 Did you mainly attend a state or fee paying school between the ages 11 – 18?



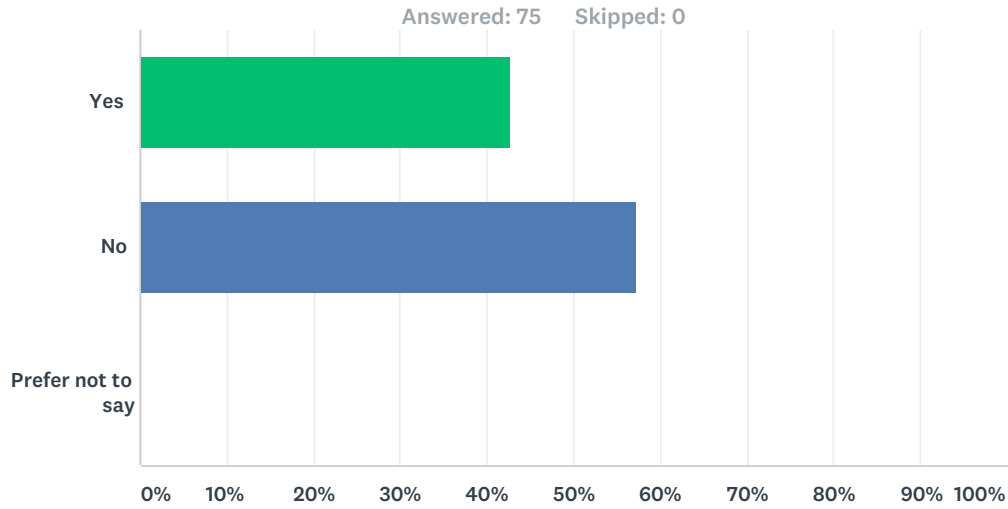
Answer Choices	Responses
UK State School	94.59% 70
UK Independent/Fee-paying School	5.41% 4
Attended school outside the UK	0.00% 0
Prefer not to say	0.00% 0
Total	74

Q11 If you went to University (to study a BA, BSc course or higher), were you part of the first generation of your family to do so?



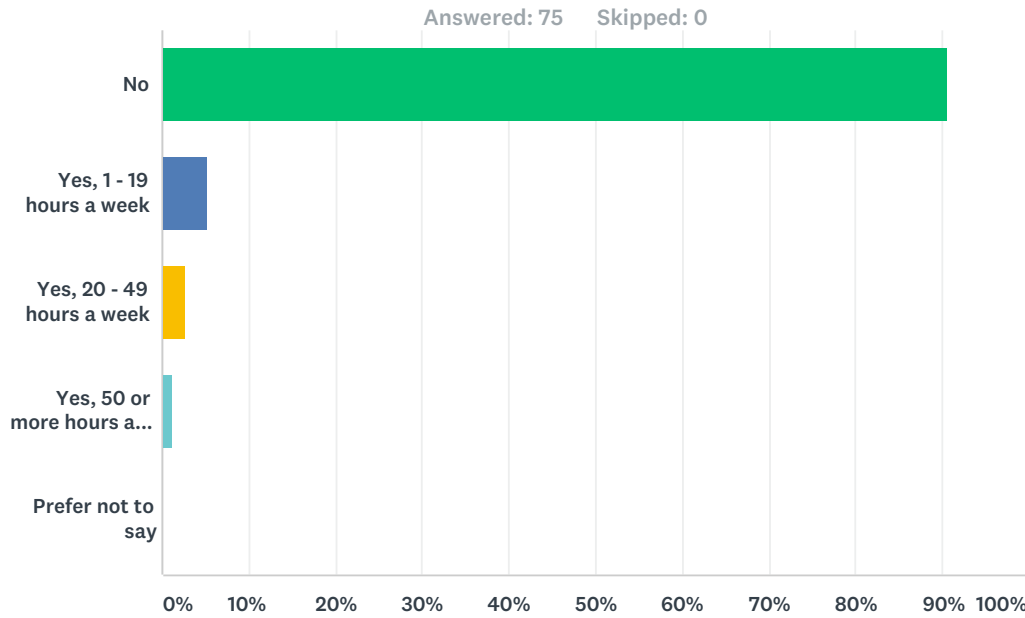
Answer Choices	Responses
Yes	15.28% 11
No	12.50% 9
Did not attend University	72.22% 52
Prefer not to say	0.00% 0
Total	72

Q12 Are you a primary carer for a child or children under 18?



Answer Choices	Responses	
Yes	42.67%	32
No	57.33%	43
Prefer not to say	0.00%	0
Total		75

Q13 Do you look after or care for someone with long term physical or mental ill health caused by disability or age (not in a paid capacity)?



Answer Choices	Responses	
No	90.67%	68
Yes, 1 - 19 hours a week	5.33%	4
Yes, 20 - 49 hours a week	2.67%	2
Yes, 50 or more hours a week	1.33%	1
Prefer not to say	0.00%	0
Total		75