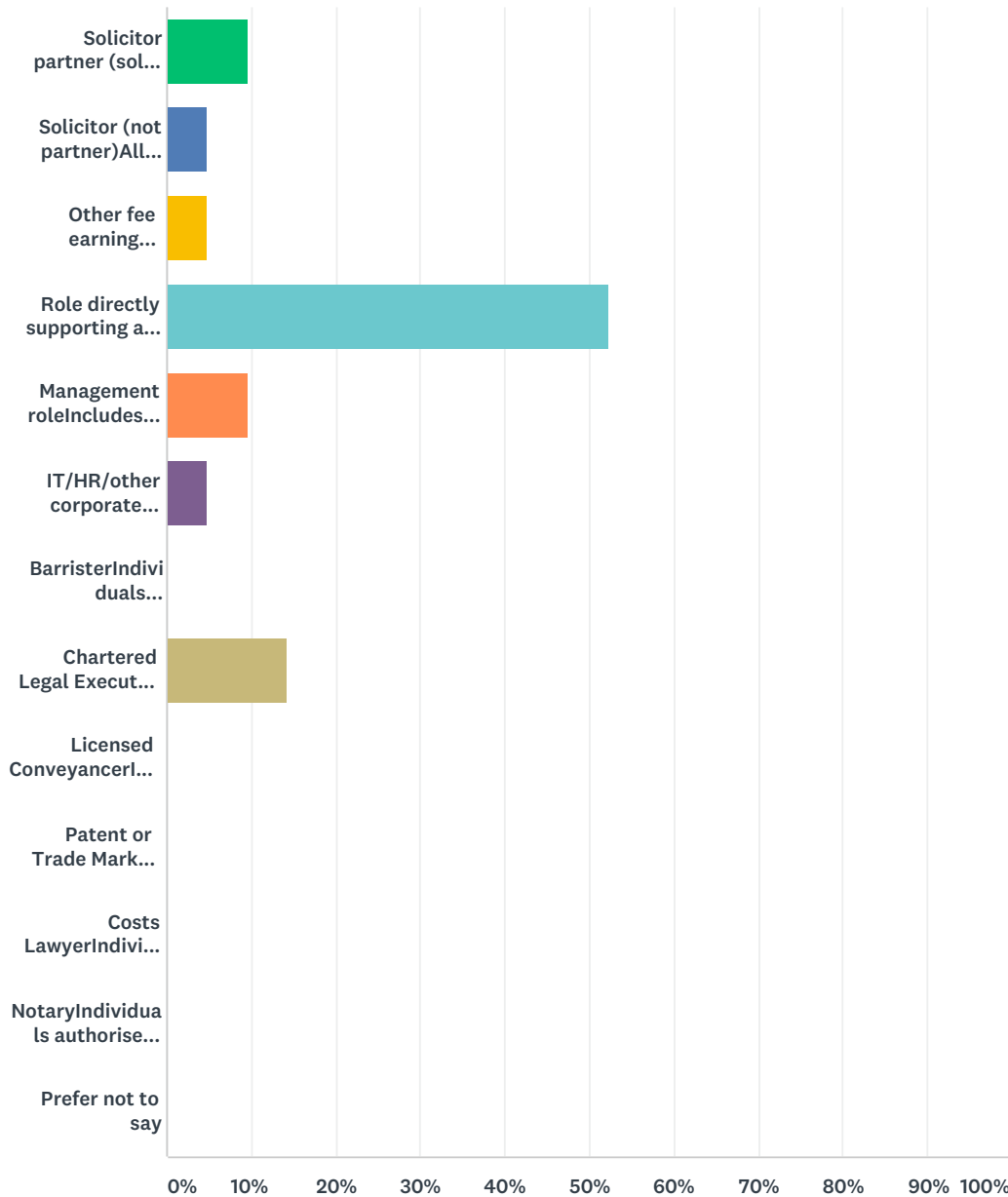


# Q1 Select one category which best describes your role in the firm.

Answered: 21 Skipped: 1

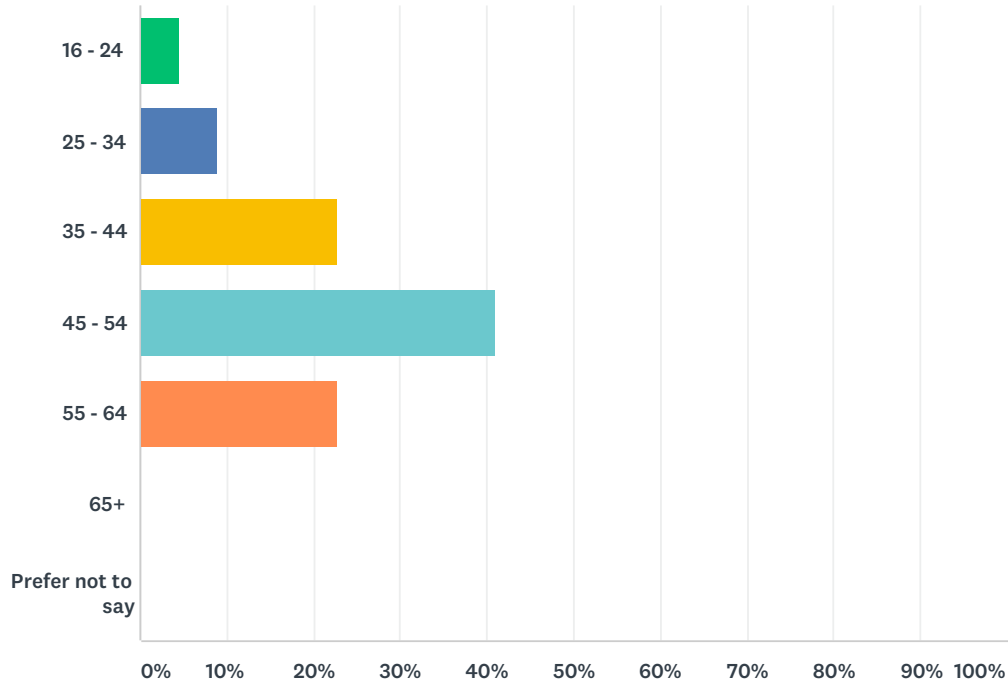


ANSWER CHOICES	RESPONSES
Solicitor partner (sole practitioner, member or director)Members or directors who are not solicitors should be recorded in the 'Managerial role' category below.	9.52% 2
Solicitor (not partner)All other practising solicitors including assistant solicitors, associates or consultants.	4.76% 1
Other fee earning roleIncludes fee earners such as trainee solicitors, members of CILEx who are not Chartered Legal Executives (Fellows) or CILEx Practitioners and paralegals i.e. those who are not 'authorised persons'.	4.76% 1
Role directly supporting a fee earner (Secretary, Receptionist etc.)Includes legal secretaries, administrators, legal assistants, or non-fee earning paralegals.	52.38% 11

Management role Includes non-lawyer managers, directors, or members and others such as practice managers, finance or account managers etc.	9.52%	2
IT/HR/other corporate services role Not an authorised person and not individuals in a managerial role - includes finance or accountancy roles.	4.76%	1
Barrister Individuals authorised by the Bar Standards Board.	0.00%	0
Chartered Legal Executive (Fellow)/CILEX Practitioner People who are authorised by CILEx Regulation	14.29%	3
Licensed Conveyancer Individuals authorised by the Council for Licensed Conveyancers.	0.00%	0
Patent or Trade Mark Attorney Individuals authorised by the Intellectual Property Regulation Board.	0.00%	0
Costs Lawyer Individuals authorised by the Costs Lawyer Standards Board.	0.00%	0
Notary Individuals authorised by the Master of the Faculties.	0.00%	0
Prefer not to say	0.00%	0
<b>TOTAL</b>		<b>21</b>

## Q2 Which age category are you in?

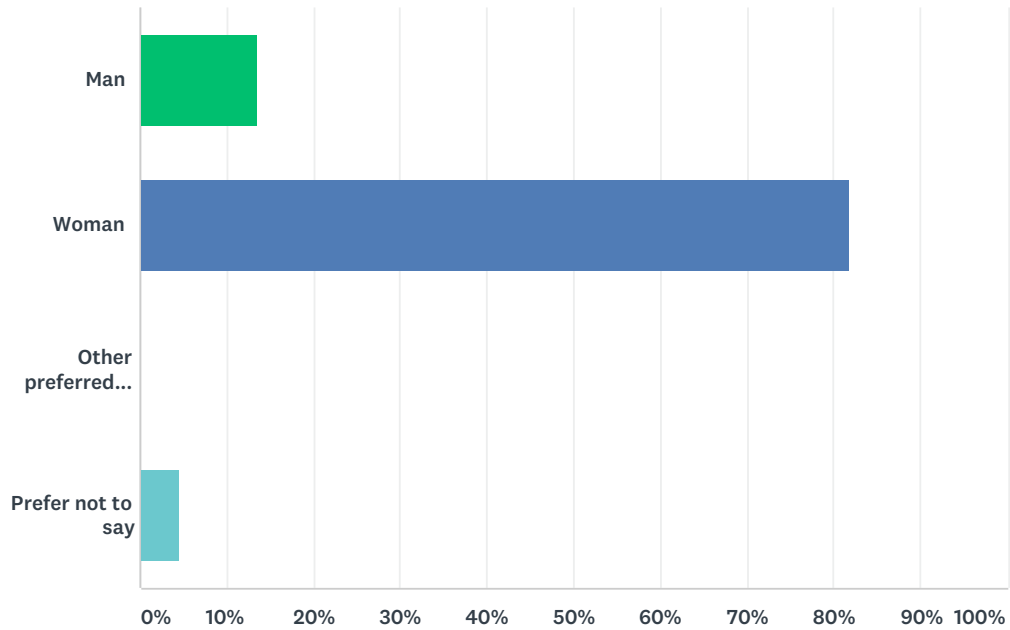
Answered: 22 Skipped: 0



ANSWER CHOICES	RESPONSES	
16 - 24	4.55%	1
25 - 34	9.09%	2
35 - 44	22.73%	5
45 - 54	40.91%	9
55 - 64	22.73%	5
65+	0.00%	0
Prefer not to say	0.00%	0
<b>TOTAL</b>		<b>22</b>

### Q3 Which gender do you identify with?

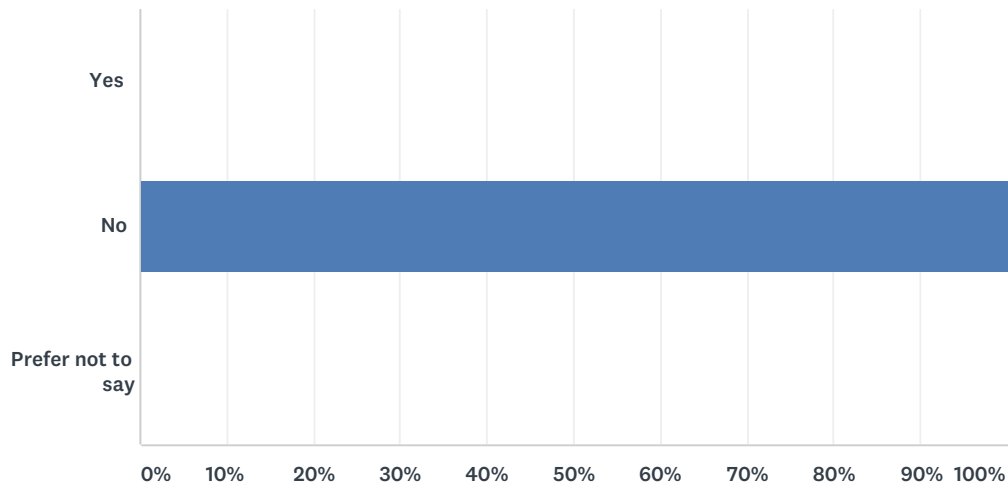
Answered: 22 Skipped: 0



ANSWER CHOICES	RESPONSES	
Man	13.64%	3
Woman	81.82%	18
Other preferred description	0.00%	0
Prefer not to say	4.55%	1
<b>TOTAL</b>		<b>22</b>

### Q4 Do you consider your gender identity to be different from your registered sex at birth?

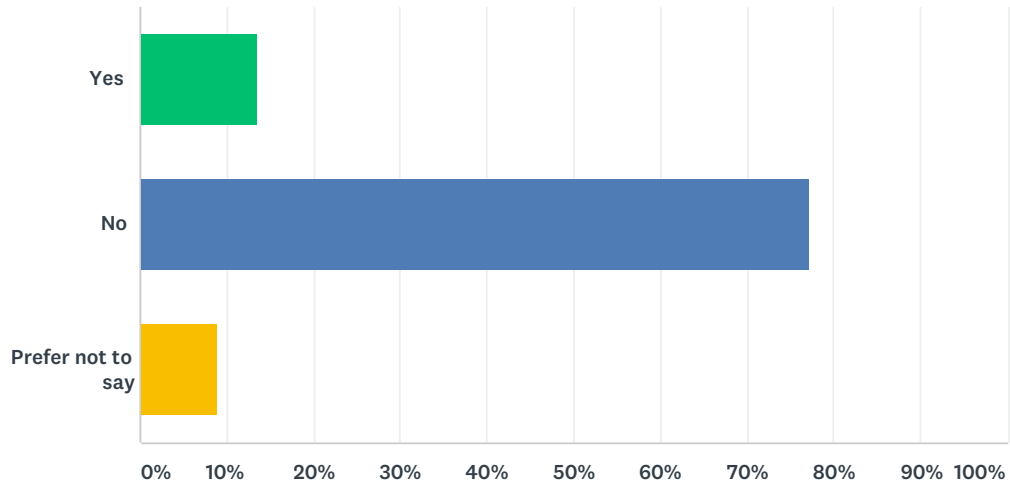
Answered: 21 Skipped: 1



ANSWER CHOICES	RESPONSES	
Yes	0.00%	0
No	100.00%	21
Prefer not to say	0.00%	0
<b>TOTAL</b>		<b>21</b>

### Q5 Do you consider yourself to have a disability according to the definition in the Equality Act 2010?

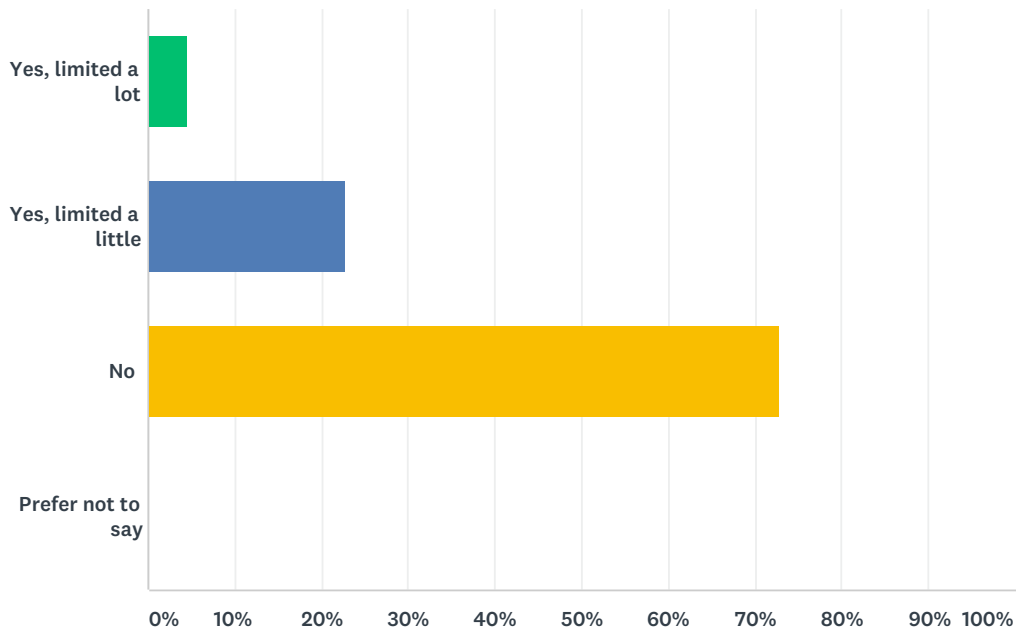
Answered: 22 Skipped: 0



ANSWER CHOICES	RESPONSES
Yes	13.64% 3
No	77.27% 17
Prefer not to say	9.09% 2
<b>TOTAL</b>	<b>22</b>

### Q6 Are your day-to-day activities limited because of a health problem or disability which has lasted, or is expected to last, at least 12 months?

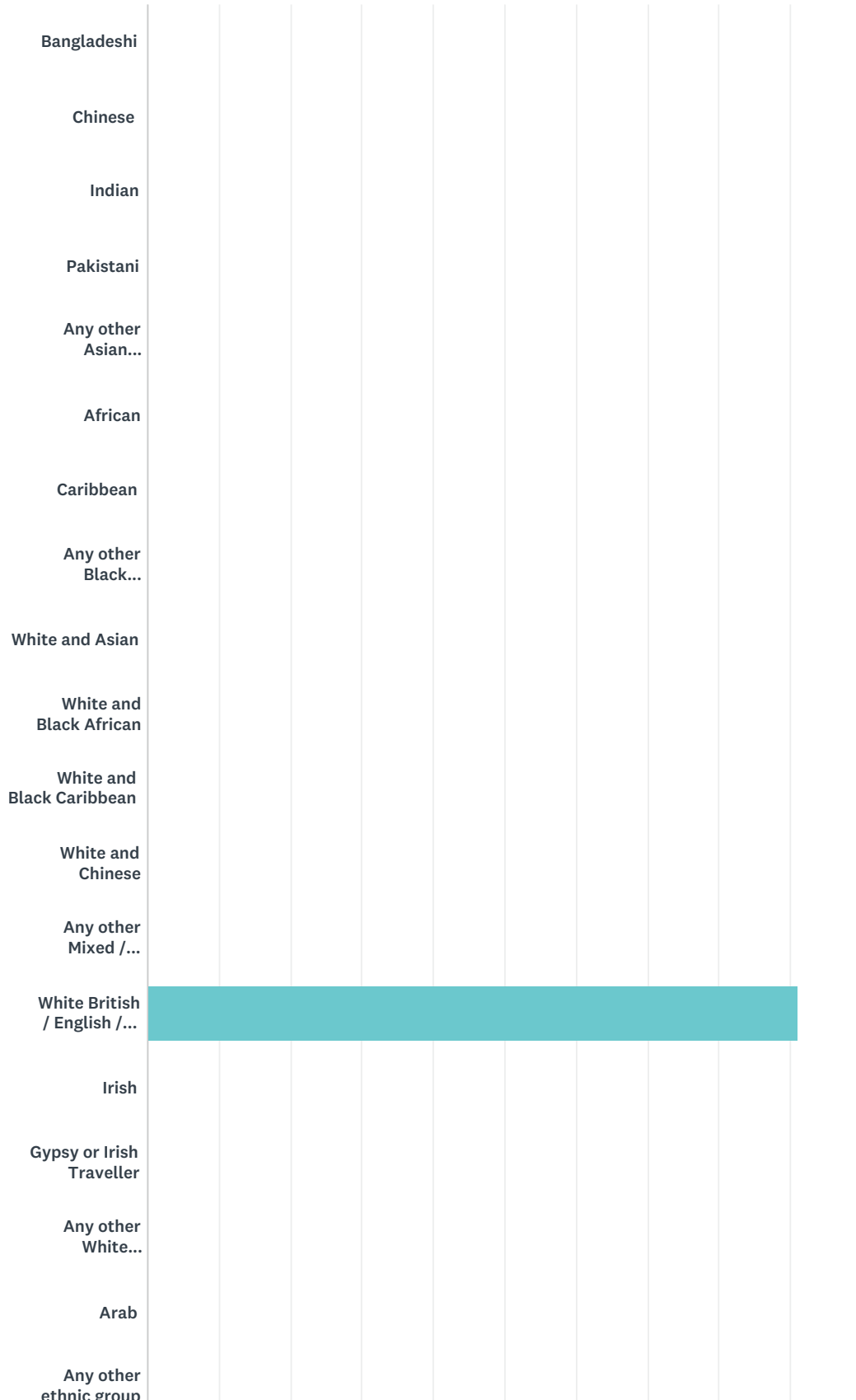
Answered: 22 Skipped: 0



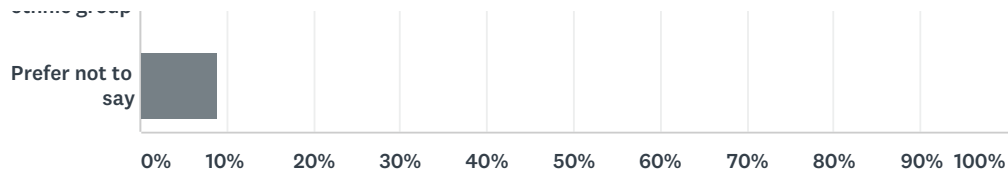
ANSWER CHOICES	RESPONSES	
Yes, limited a lot	4.55%	1
Yes, limited a little	22.73%	5
No	72.73%	16
Prefer not to say	0.00%	0
<b>TOTAL</b>		<b>22</b>

### Q7 What is your ethnic group?

Answered: 22 Skipped: 0



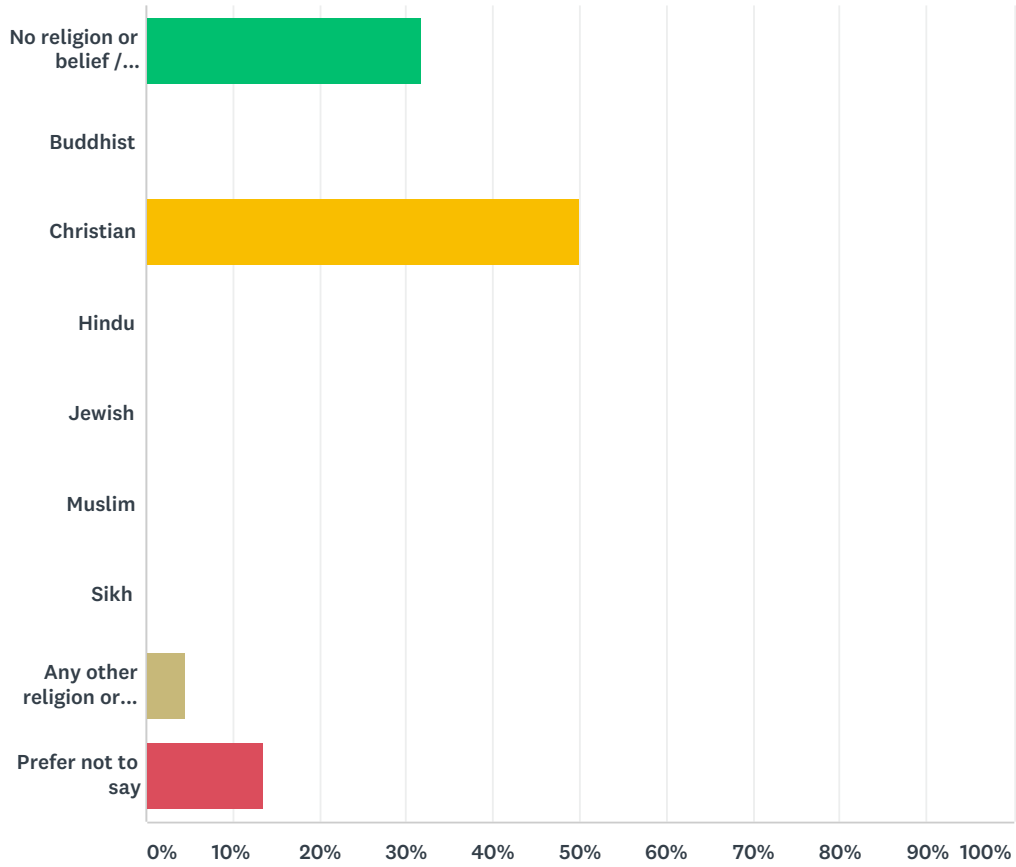




ANSWER CHOICES	RESPONSES	
Bangladeshi	0.00%	0
Chinese	0.00%	0
Indian	0.00%	0
Pakistani	0.00%	0
Any other Asian background	0.00%	0
African	0.00%	0
Caribbean	0.00%	0
Any other Black background	0.00%	0
White and Asian	0.00%	0
White and Black African	0.00%	0
White and Black Caribbean	0.00%	0
White and Chinese	0.00%	0
Any other Mixed / multiple ethnic background	0.00%	0
White British / English / Welsh /Northern Irish / Scottish	90.91%	20
Irish	0.00%	0
Gypsy or Irish Traveller	0.00%	0
Any other White background	0.00%	0
Arab	0.00%	0
Any other ethnic group	0.00%	0
Prefer not to say	9.09%	2
<b>TOTAL</b>		<b>22</b>

### Q8 What is your religion or belief?

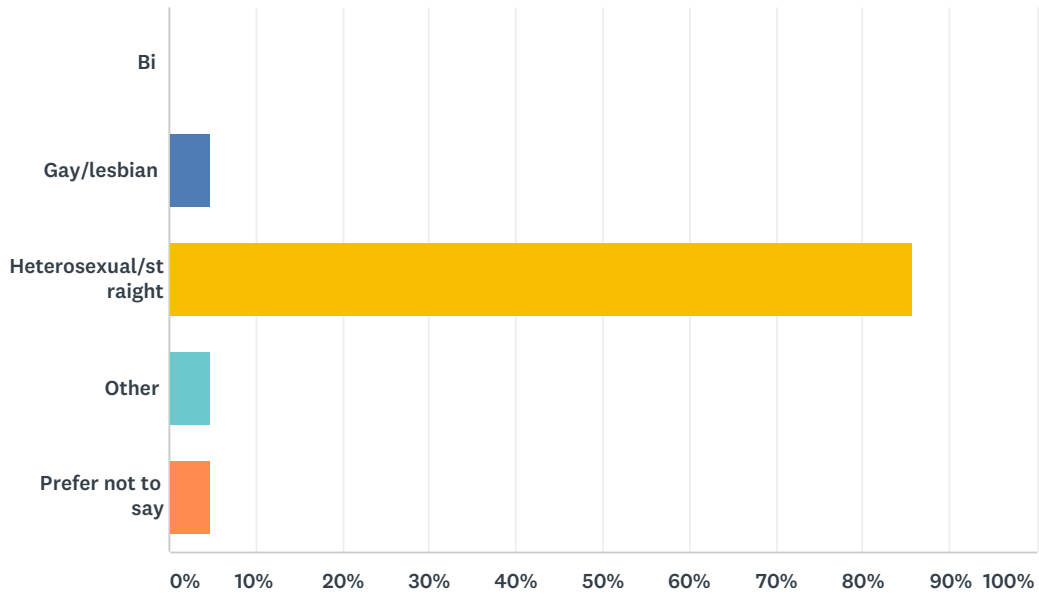
Answered: 22 Skipped: 0



ANSWER CHOICES	RESPONSES	
No religion or belief / Atheist	31.82%	7
Buddhist	0.00%	0
Christian	50.00%	11
Hindu	0.00%	0
Jewish	0.00%	0
Muslim	0.00%	0
Sikh	0.00%	0
Any other religion or belief	4.55%	1
Prefer not to say	13.64%	3
<b>TOTAL</b>		<b>22</b>

### Q9 What is your sexual orientation?

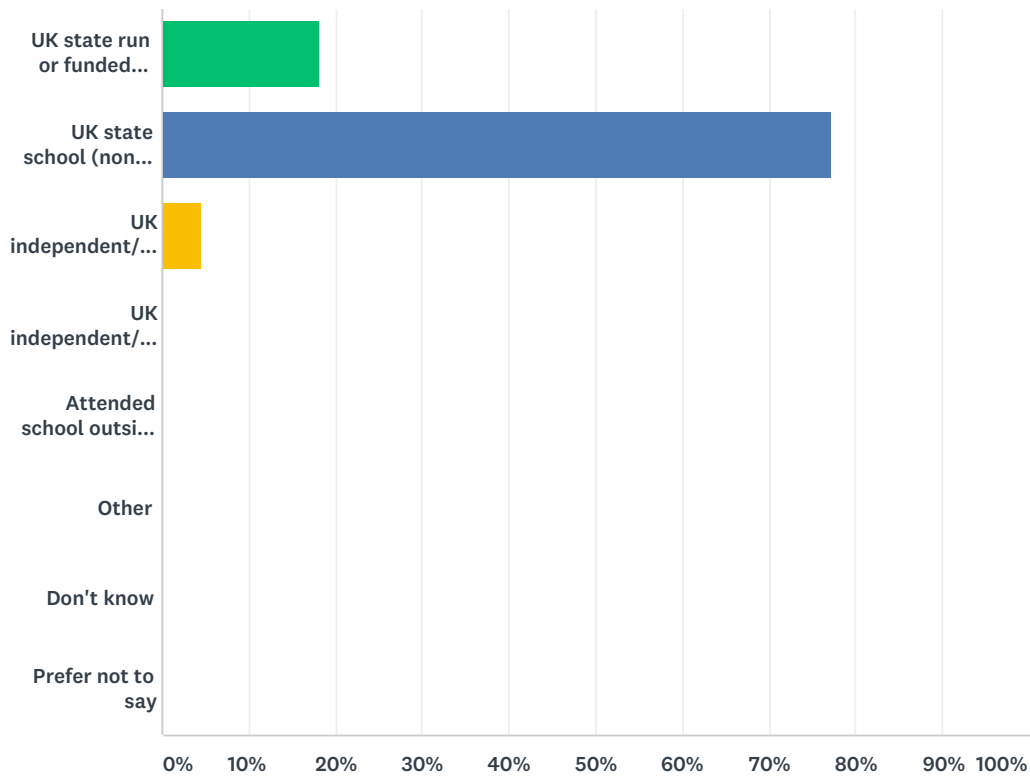
Answered: 21 Skipped: 1



ANSWER CHOICES	RESPONSES	
Bi	0.00%	0
Gay/lesbian	4.76%	1
Heterosexual/straight	85.71%	18
Other	4.76%	1
Prefer not to say	4.76%	1
<b>TOTAL</b>		<b>21</b>

# Q10 What type of school did you mainly attend between the ages 11 and 16?

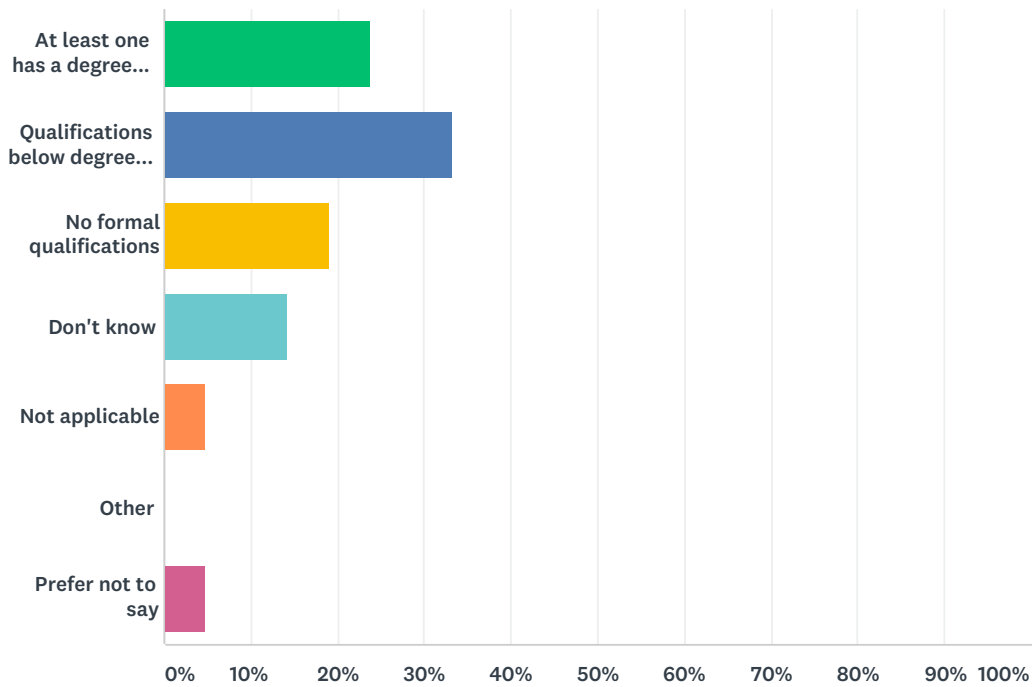
Answered: 22 Skipped: 0



ANSWER CHOICES	RESPONSES	
UK state run or funded school (selective on academic, faith or other grounds)	18.18%	4
UK state school (non selective)	77.27%	17
UK independent/fee-paying school (bursary)	4.55%	1
UK independent/fee-paying school (no bursary)	0.00%	0
Attended school outside the UK	0.00%	0
Other	0.00%	0
Don't know	0.00%	0
Prefer not to say	0.00%	0
<b>TOTAL</b>		<b>22</b>

### Q11 What is the highest level of qualifications achieved by either of your parent(s) or guardian(s) by the time you were 18?

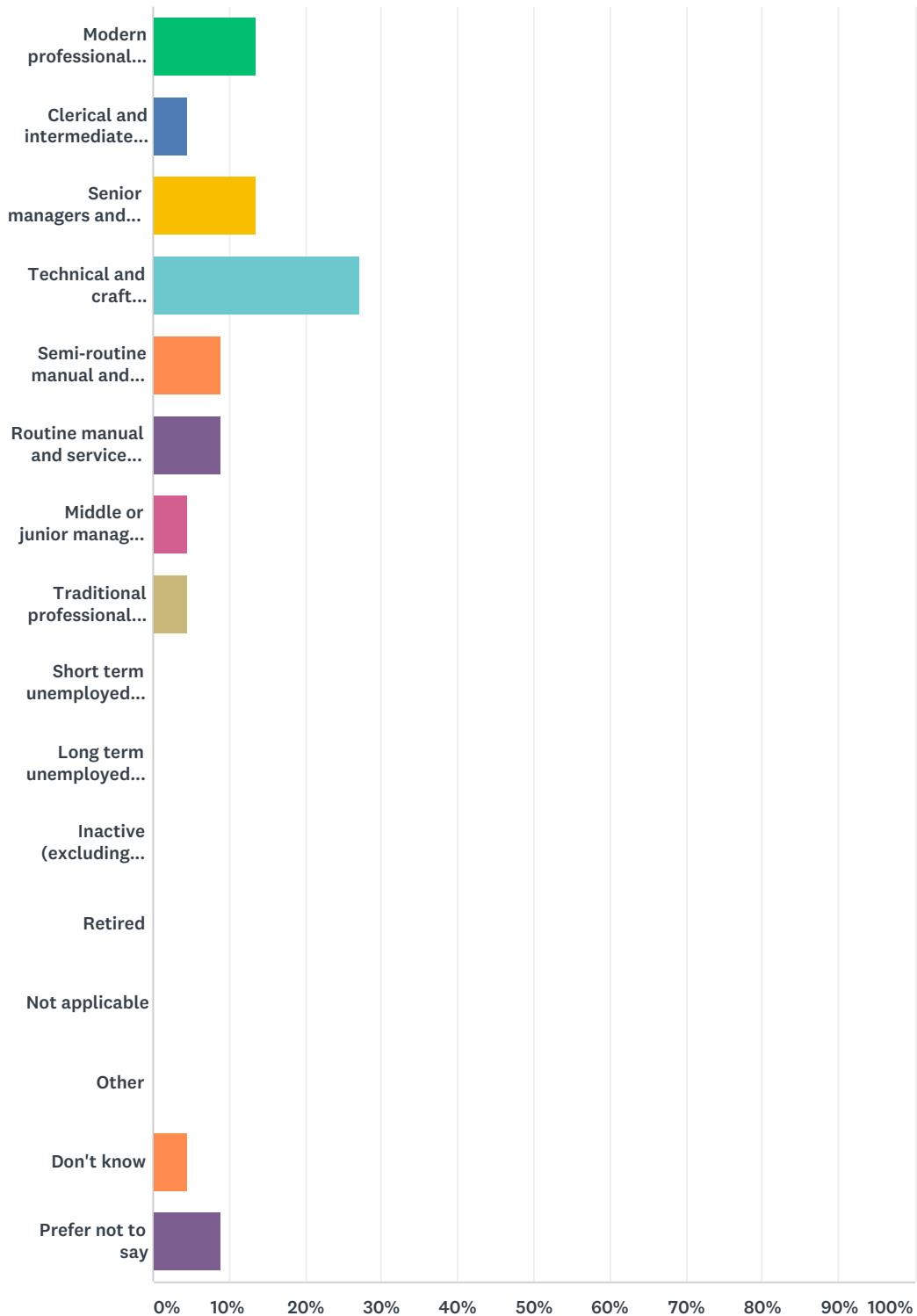
Answered: 21 Skipped: 1



ANSWER CHOICES	RESPONSES	
At least one has a degree level qualification	23.81%	5
Qualifications below degree level	33.33%	7
No formal qualifications	19.05%	4
Don't know	14.29%	3
Not applicable	4.76%	1
Other	0.00%	0
Prefer not to say	4.76%	1
<b>TOTAL</b>		<b>21</b>

### Q12 Thinking back to when you were aged about 14, which best describes the sort of work the main/ highest income earner in your household did in their main job?

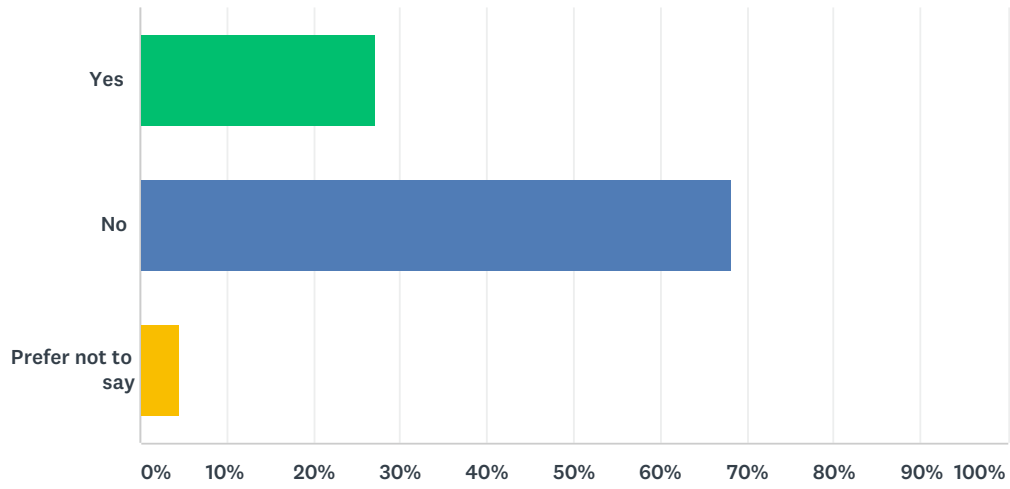
Answered: 22 Skipped: 0



ANSWER CHOICES	RESPONSES	
Modern professional occupations such as: teacher/lecturer, nurse, physiotherapist, social worker, welfare officer, artist, musician, police officer (sergeant or above), software designer	13.64%	3
Clerical and intermediate occupations such as: secretary, personal assistant, clerical worker, office clerk, call centre agent, nursing auxiliary, nursery nurse	4.55%	1
Senior managers and administrators usually responsible for planning, organising and co-ordinating work and for finance such as: finance manager, chief executive	13.64%	3
Technical and craft occupations such as: motor mechanic, fitter, inspector, plumber, printer, tool maker, electrician, gardener, train driver	27.27%	6
Semi-routine manual and service occupations such as: postal worker, machine operative, security guard, caretaker, farm worker, catering assistant, receptionist, sales assistant	9.09%	2
Routine manual and service occupations such as: HGV driver, van driver, cleaner, porter, packer, sewing machinist, messenger, labourer, waiter / waitress, bar staff	9.09%	2
Middle or junior managers such as: office manager, retail manager, bank manager, restaurant manager, warehouse manager, publican	4.55%	1
Traditional professional occupations such as: accountant, solicitor, medical practitioner, scientist, civil/ mechanical engineer	4.55%	1
Short term unemployed (claimed Jobseeker's Allowance or earlier unemployment benefit for a year or less)	0.00%	0
Long term unemployed (claimed Jobseeker's Allowance or earlier unemployment benefit for more than a year)	0.00%	0
Inactive (excluding those that are retired)	0.00%	0
Retired	0.00%	0
Not applicable	0.00%	0
Other	0.00%	0
Don't know	4.55%	1
Prefer not to say	9.09%	2
<b>TOTAL</b>		<b>22</b>

### Q13 Are you a primary carer for a child or children under 18?

Answered: 22 Skipped: 0

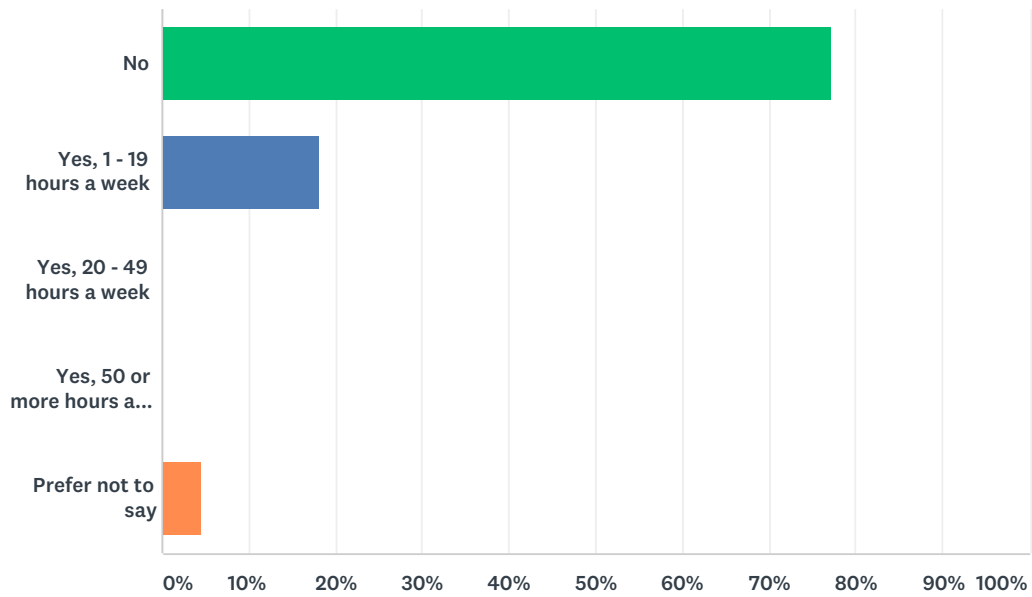


ANSWER CHOICES	RESPONSES
Yes	27.27% 6
No	68.18% 15
Prefer not to say	4.55% 1
TOTAL	22



### Q14 Do you look after or care for someone with long term physical or mental ill health caused by disability or age (not in a paid capacity)?

Answered: 22 Skipped: 0



ANSWER CHOICES	RESPONSES	
No	77.27%	17
Yes, 1 - 19 hours a week	18.18%	4
Yes, 20 - 49 hours a week	0.00%	0
Yes, 50 or more hours a week	0.00%	0
Prefer not to say	4.55%	1
<b>TOTAL</b>		<b>22</b>